


# Farm Party



# Kideas

**Decorations:** Red and white set a barn scene with crepe paper, balloons, paper plates and tablecloth. For centerpieces, use stuffed animals you may already have on-hand such as ducks, cows, pigs, and horses.

Use the welcome sign included in this PDF, or make your own!

For the ambitious, consider painting a large cardboard box to look like a barn in which the children can play.

**Activities:** Game ideas: Duck-duck-goose, pin the tail on the (cow, pig, etc.), hot potato, and musical chairs using "Old MacDonald". Also consider printing out the Kideas Farm Animal coloring pages for the more reserved children, or search the Kideas database for crafts or activities related to farm, garden, animals, etc.

**Cake:** A simple and fun birthday cake idea for a farm theme involves a basic cake, any shape, frosted with a basic white frosting dyed grass-green with a few drops of food coloring. Top the cake with simple plastic farm animals surrounding the candles!


**Party Favors:** Give each child a small cuddly farm-themed stuffed animal. For a more traditional goody bag, consider including farm animal stickers, a small plastic hoe or shovel sand toy, a small plastic farm animal figure, and/or a packet of seeds to plant at home.

\_\_\_\_\_ R.S.V.P.

\_\_\_\_\_ Where:

\_\_\_\_\_ When:

\_\_\_\_\_ What:



And You're  
Invited!




MOOOOONG!  
was very  
thoughtfulness  
Your



Kideas

# Welcome!



# The Party Starts Here!